

eNSP3-450P-USB

350 Watt

- **UPS power supply for industrial PC**
- **Temperature range 0...+60 °C**
- **USB Interface**

The eNSP3-450P-USB combines UPS functions with PC power supply. The UPS shows a conventional PS/2 form factor and can replace all standard PC power supplies. In case of an interruption of the source, the UPS functions will set up instantaneously and feed the load with energy taken from its external 5.25" battery pack. Via an interface cable, which is part of the delivery, the power supply can communicate with an optional UPS management software.



Technical data

Input voltage	85...264 V AC, active PFC
Input frequency	47...63 Hz
Input current	6 A max. (115 V AC), 3 A max. (230 V AC)
Inrush current	<31 A (100 V AC) / <75 A (240 V AC)
Efficiency	77 % typ. (240 V AC)
Power-Good-Signal	Switch on delay 100...500 ms Switch off delay 1 ms
Protection	Short circuit protection: at each output Overvoltage protection: +5 V (5.7...7.0 V) / +3.3 V (3.6...4.3 V) / +12 V (13.4...15.6 V) Switch off
Earth leakage current	<1 mA / 200 V AC
Safety / EMC	IEC/EN 62368-1, CE
Temperature	Operating: 0...+60 °C / Storage: -25...+70 °C
Derating	85...90 V AC at 90 % load / 45...60 °C 2 % / °C
MTBF	83 000 h
Humidity	Operating: 10...85 % RH, non-condensing / Storage: 10...90 % RH, non-condensing
Dimensions (WxDxH)	150 x 140 x 86 mm ±0.5 mm
Weight (net)	1.8 kg

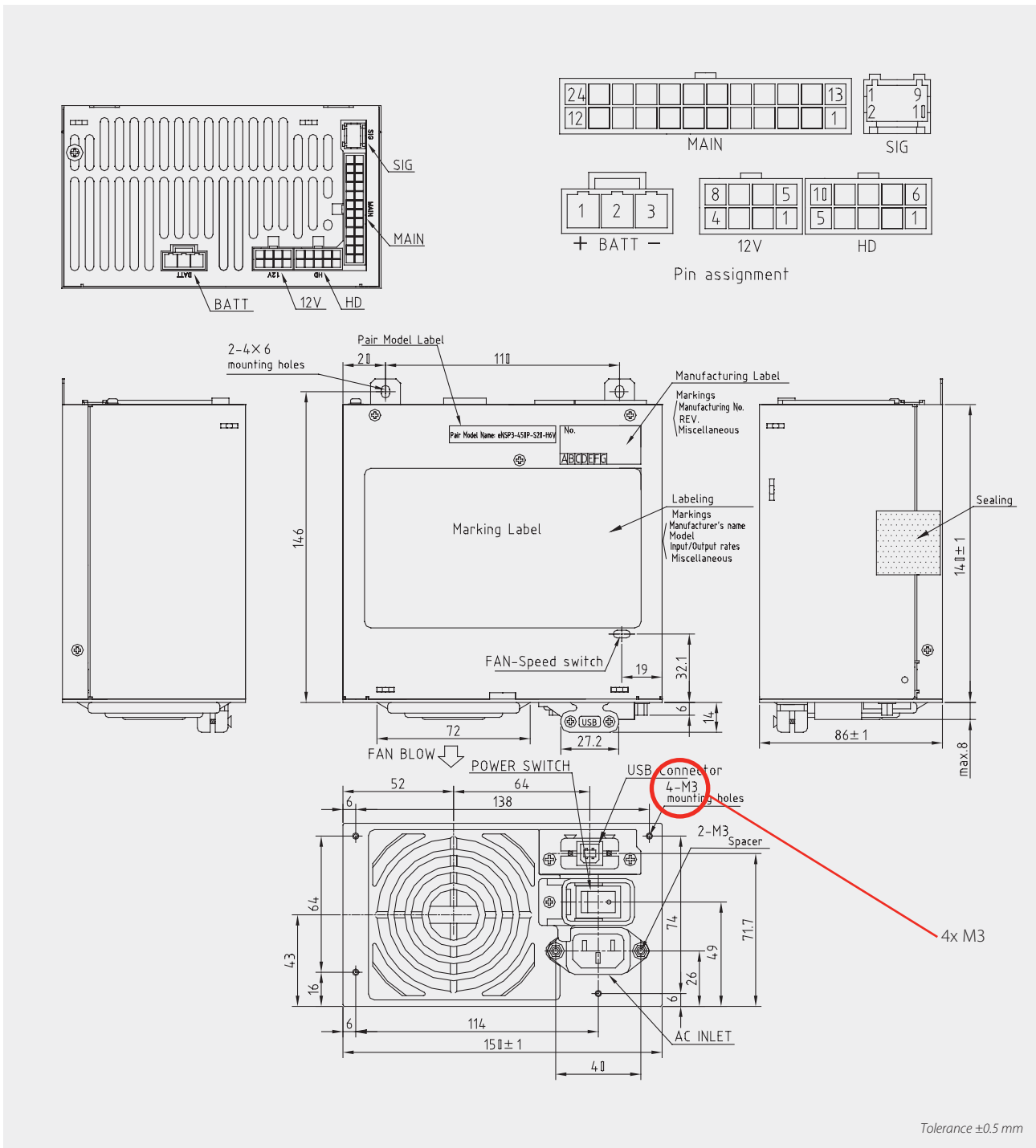
Product specific data

Battery types	BP-2423N: (2 x 12 V / 2.3 Ah), maintenance-free lead batteries BP-2425N: (12 x 2 V / 2.5 Ah), maintenance-free lead batteries
Back-up time	BP-2423N: app. 2 min. at 100 % charge, app. 6 min. at 50 % charge BP-2425N: app. 2.5 min. at 100 % charge, app. 7 min. at 50 % charge
Battery charge current	0.5 A max., battery is also charged when the PC is switched off
Battery charger	27.3 V, temperature compensated
Battery control	22 V ±0.7 V „Batterie low“ triggering 17 V ±0.5 V „Shut down“ triggering
Fan switch	HIGH: always full speed LOW: temperature controlled speed

Article No.	Output voltage	Output current			Load regulation	Ripple & Noise
		min	max	peak		
eNSP3-450P-USB	+3.3 V	0 A	20 A	30 A	±4 %	50 mV
	+5 V	0 A	22 A	33 A	±4 %	50 mV
	+12 V	0 A	22 A	30 A	±5 %	120 mV
	-12 V	0 A	0.5 A	0.5 A	±5 %	120 mV
	+5 V _{sb}	0 A	2 A	2.5 A	±5 %	100 mV

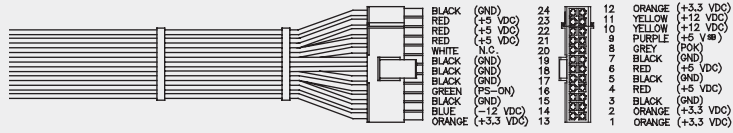
Max. output on +3.3 V and +5 V combined must not exceed 160 W (200 W peak). Max output on +3.3 V, +5 V and 12 V combined must not exceed 334 W (430 W peak). Peak output can be 450 W for up to 5 seconds. Ripple and Noise was measured by a 20 MHz bandwidth limited oscilloscope with connected 10 µF electrolytic capacitor and 0.1 µF ceramic capacitor at each output. As a power component this PSU is for assembly purposes only and must not be operated in unassembled condition. The final assembly has to comply with the valid EMC and safety standards.

Drawing eNSP3-450P-USB

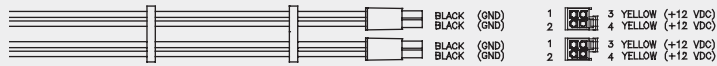


Cable harness eNSP3-450P-USB (Included in delivery)

CB-ENSP3-20+4, 500 mm

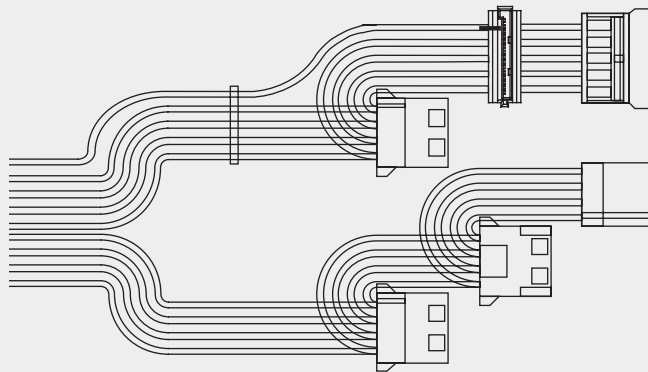


CB-ENSP3-4+4, 550 mm




CB-ENSP3-HSF

- HD, 460 mm
- SATA 90°, 150 mm
- SATA, 200 mm
- HD, 400 mm
- HD, 150 mm
- FDD, 150 mm



CB-USB01, 500 mm



Tolerance ±15 mm

Wiring back


MAIN PIN No.	Function	HD PIN No.	Function	SIG PIN No.	Function	12 V PIN No.	Function
1	+3.3 V Sense	1	+3.3 V	1	AC fail	1	COM
2	+3.3 V	2	+5 V	2	Shut down	2	COM
3	COM	3	COM	3	Batt low	3	COM
4	+5 V	4	COM	4	N.C.	4	COM
5	COM	5	+12 V	5	Fan M	5	+12 V
6	+5 V	6	+3.3 V	6	PS_ON	6	+12 V
7	COM	7	+5 V	7	COM	7	+12 V
8	PWR_OK	8	COM	8	+3.3 V Sense	8	+12 V
9	+5 V _{sb}	9	COM	9	N.C.		
10	+12 V	10	+12 V	10	+5 V _{sb}		
11	+12 V						
12	+3.3 V						
13	+3.3 V						
14	-12 V						
15	COM						
16	PS_ON						
17	COM						
18	COM						
19	COM						
20	N.C.						
21	+5 V						
22	+5 V						
23	+5 V						
24	COM						

USB PIN No.	Function	BATT PIN No.	Function
1	V BUS	1	Batt +
2	D-	2	Charge Cont.
3	D+	3	Batt -
4	COM		

For Microsoft operating systems from Windows® 2000 onwards the UPS can be switched off via the APM function which has to be activated in the PC-BIOS.

ENSP3-REBOOT

Automatic start and reboot board



ENSP3-USB-INT

Internal USB interface holder



Optional accessory ▷▷▷ For detailed information please visit our website www.bicker.de and refer to the article number.

Article No.	Description
BP-2423N	Battery pack with lead-batteries 24 V / 2.3 Ah
BP-2425N	CYCLON battery pack, 24 V / 2.5 Ah / 5 1/4" format
RUPS 2000-B1	UPS-Management-Software (CD-ROM)
ENSP3-USB-INT	Internal USB interface holder
ENSP3-REBOOT	Automatic start and reboot board
ENSP-AC-CLAMP	Safety bracket for AC line

Windows® is a trademark of the Microsoft Corp.

Specification is subject to change without notice. Errors excepted. Status as at: 1.12.2020