

# PCFD-180P-X2S

120 Watt

- +24 V DC input and UPS function
- No minimum load required
- Special voltages possible

The ATX power supply PCFD-180P-X2S with +24 VDC input uniquely combines the functions of a PC power supply with those of a UPS. Energy is provided by a separate NiMH battery pack in a practical 3.5" format. Other output voltages can be provided upon request.

A UPS software monitors the supplied system so that operation without user supervision is possible. A fit-form-compatible variation of the PCFD-180P-X2S is available with AC input as well.



UPS function

Technical data	
Input voltage	20...36 VDC
Input current	6.7 A max. (24 VDC)
Efficiency	82 % typ.
Power-Good-Signal	Switch on delay 100...500 ms Switch off delay 1 ms
Protection	Short circuit protection: At each output, switch off, +5 V <sub>sb</sub> auto-recovery At input: fuse Overvoltage protection: +3.3 V (3.7...4.3 V), +5 V (5.7...6.7 V), 12 V (13.8...15.6 V), +5 V <sub>sb</sub> (5.7...7 V)
Insulation voltage	Input / Chassis: 1000 VAC for 60 sec. Input / Output: 1000 VAC for 60 sec.
Safety / EMC	Designed according to EN 60950-1 and UL 60950-1
Operating temperature	0...+60 °C
Derating	22...20 V, 90 % load    +30...+60 °C 2 %/°C fanless, 1.3 %/°C with fan
MTBF	100 000 h
Storage temperature	-20...+70 °C
Operating humidity	10...95 % RH, non-condensing
Dimensions (WxDxH)	93 x 160 x 55 mm ±0.4 mm
Weight (net)	0.71 kg

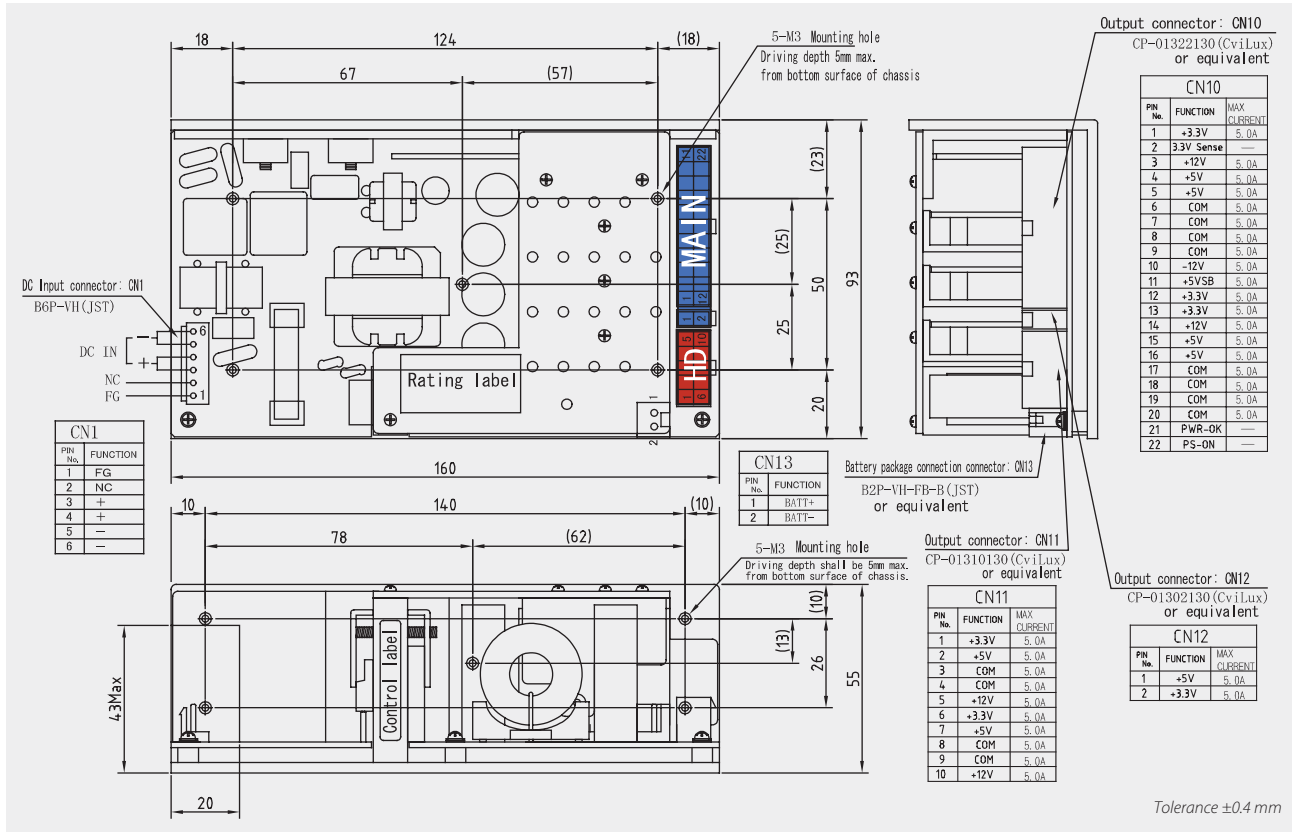
Product specific data	
Vibration	10...55 Hz with 2 G, duration 10 cycles, per x, y, z axis (out of operation)
UPS function	By connection of battery pack BS17A-H24/2.0L

Article No.	Output voltage	Output current min	Output current max	heat sink max	fan max	peak 5 Sek.	Load regulation	Ripple & Noise
PCFD-180P-X2S	+3.3 V	0 A	10 A	10 A	10 A	10 A	±5 %	50 mV
	+5 V	0 A	10 A	10 A	10 A	10 A	±5 %	50 mV
	+12 V	0 A	7.5 A	8.5 A	10 A	15 A	±5 %	120 mV
	-12 V	0 A	0.3 A	0.3 A	0.3 A	0.3 A	±10 %	120 mV
	+5 V <sub>sb</sub>	0 A	1 A	1 A	1.5 A	1.8 A	±5 %	50 mV

Max. output power is 90 W without fan, 100 W with heat sink (>1.6 kW) and 120 W with fan cooling (30 m<sup>3</sup>/h). Combined output load at +3.3 and +5 must not exceed 60 W in fanless operation, it must not exceed 70 W for operation with heat sink, and with fan cooling (30 m<sup>3</sup>/h) it must not exceed 83 W. Ripple and noise was measured by a 20 MHz bandwidth limited oscilloscope with connected 47 µF ceramic capacitor at each output.

This power supply is for assembly purposes only and it must not be operated in unassembled condition. The final assembly has to comply with the valid EMC standards.

## Drawing PCFD-180P-X2S

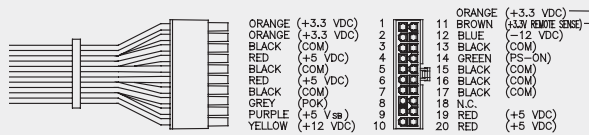


**Optional accessory** ▷▷▷ For detailed information please visit our website [www.bicker.de](http://www.bicker.de) and refer to the article number.

Article No.	Description
BS17A-H24/2.0L	NiMH battery pack
RUPS 2000-B1	UPS Management Software (CD-ROM)
CB-PCFD	DC input cable / AWG 18 / ends open / 600 mm
WH-M2022-500-01	PCFD/L-180P / 20 pin ATX connector / 500 mm
WH-PS610-850	3x HD / 2x SATA / 1x FDD cable harness / 850 mm

WH-M2022-500-01:

ATX, 500 mm

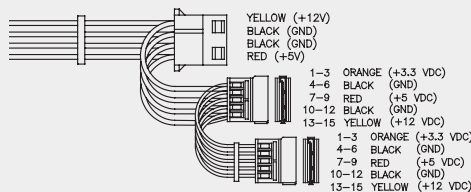


Power BS17A-H24/2.0L

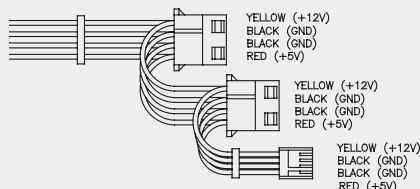


WH-PS610-850:

HD, 550 mm  
SATA, 150 mm  
SATA, 150 mm

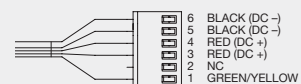


HD, 550 mm  
HD, 150 mm  
FDD, 150 mm



CB-PCFD:

DC input cable, 600 mm  
(ends open)



Tolerance ±20 mm